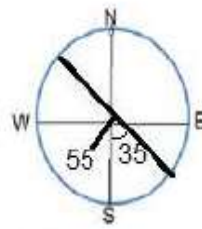
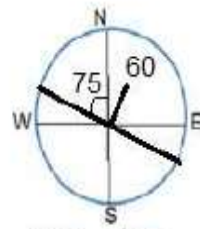


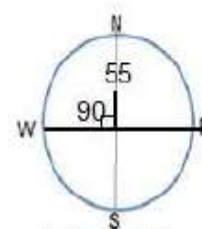
امتداد و شیب لایه ها را رسم کنید.



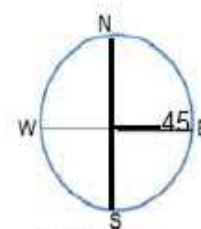
S35E - 55SW
یا N35W



N75W - 60NE
یا S75E

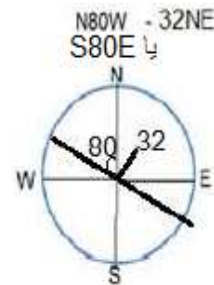


N90W - 55N
E-W
یا N90E

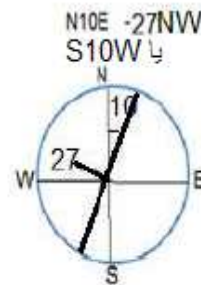


N00W - 45E
N-S
یا N00E

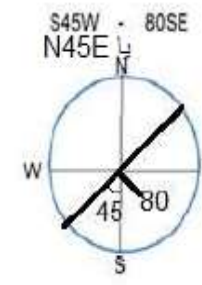
داود فولادیان



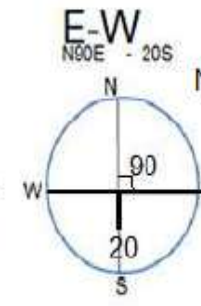
N80W - 32NE
یا S80E



N10E - 27NW
یا S10W



S45W - 80SE
یا N45E



E-W
یا N80E - 20S
یا N90W